

Lifting Tables

Pfaff-silberblau

BONDY

INDUSTRIAL EQUIPMENT SUPPLIER

For ordering and questions call

(+45) 70 15 14 14

Lifting tables

Lifting and loading power
by Pfaff-silberblau



CACO
COLUMBUS MCKINNON

**YOUR PARTNERS
IN MOTION CONTROL**

Lifting tables: As individual as your needs.

Columbus McKinnon – Pfaff-silberblau have developed lifting tables with one objective: They want to contribute to efficient, seamless work flows in your company. In industry and plant construction, construction industry and loading technology, the lifting tables complete present production and logistics chains. We at Columbus McKinnon know that different loading and mounting situations require individual lifting table solutions.

They all share this: They offer a true competitive benefit in terms of working power, ergonomics, operating safety and energy efficiency.

Our all-round package of services corresponds to our partnership-aligned thinking. In addition to high-performance products, we will support you with continuous services such as investment consulting and reliable maintenance.

The pleasant result for you and your lifting table is a long product life cycle and quick return-on-investment.



Service: We offer professional support on site on request.

Lifting tables

Content

Lifting tables	
	Seite
■ Selection criteria	4
■ Flat scissor lifting table	5
■ Handling lifting table HTH	7
■ Handling lifting table HTP	8
■ Industrial plant lifting table HTPA	10
■ Loading process lifting table HTPL	13
■ Lifting tables options	14
■ Lifting tables special solutions	16
■ Questionnaire	17



Lifting tables

Selection criteria

All of our products meet the following prerequisites:

- All lifting tables correspond to the DIN EN 1570-1, or EC – machinery directive 2006/42/EC
- Operating voltage 400 V – 50 Hz
- Ambient temperature indoor area 0° C to +40 °C
- Maintenance supports, surrounding contact strip, line break protection, lowering brake valve

Series

	HTF	HTH	HTP	HTPA	HTPL
Carrying load [kg]	1000	500 – 3000	500 – 2000	1000 – 6000	2000 – 6000
Lifting height [mm]	760	820	800 – 1250	800 – 2000	1100 – 1600
Catalog page	5	7	8	10	13
Handling area	•	•	•	-	-
■ Lifting table for mounting, packaging and maintenance work	•	•	•	-	-
■ Ergonomic workplaces	•	•	•	-	-
■ Height-adjustable platform	•	•	•	-	-
System and industrial applications	-	-	-	•	-
■ Lifting table as PLC-controlled means of production	-	-	-	•	-
■ Individual adjustment to production processes	-	-	-	•	-
■ Suitable for customer-specific attachments	-	-	-	•	-
Loading area	-	-	-	-	•
Lifting table for the logistics industry	-	-	-	-	•
■ Roust build	-	-	-	-	•
■ Loading work in warehouse and carrier	-	-	-	-	•
■ Optional adjustment for taking along passengers	-	-	-	-	•
Use indoors - hall operation	•	•	•	•	•
Use outdoors - optional adjustment	-	-	-	•	•
Lifting table with available accessories	-	-	•	•	•

Flat scissor lifting table


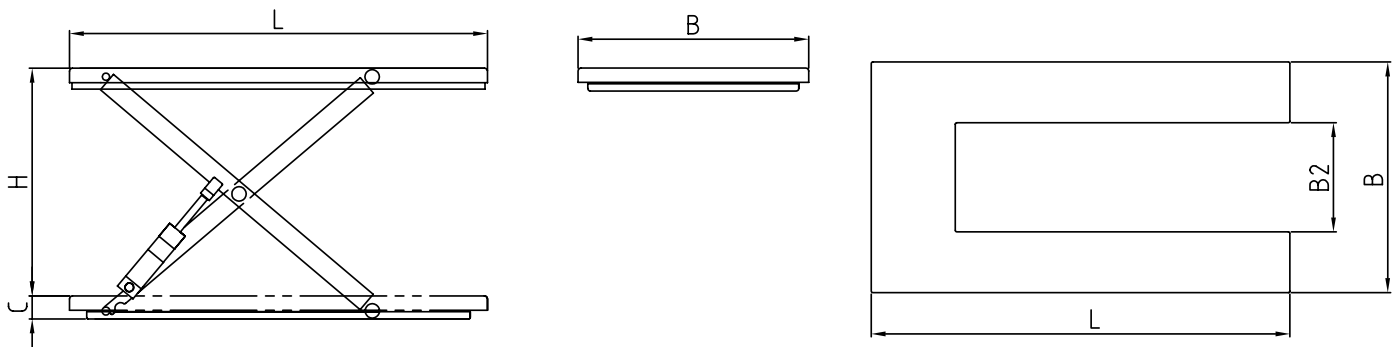
HTF

Special features

- Carrying load 1000 kg
- Lifting height 760 mm
- Low height
- Shearing in lifting table for evenly distributed loads
- Smooth steel sheet platform or alternatively U-shape
- Use on industrial ground, without pitch installation
- External hydraulic unit with operation

Technical Data

Model	Carrying load [kg]	Lifting height (H) [mm]	Design	Platform (L x B) [mm]	Platform (B2) [mm]	Height (C) [mm]	Lifting time [sec.]	Motor output [kW]	Weight approx. [kg]
HTF 10 - 760 G	1000	760	G-form	1450 x 1140	-	82	18.0	0.75	250
HTF 10 - 760 U	1000	760	U-form	1450 x 1140	585	80	18.0	0.75	235



Lifting table

Application

Application example of our loading lift table:

Task: Gentle transport of highly sensitive individual ceramic parts in a transition from the production hall to the shipping area, taking into account that there is a height offset to be overcome between the areas and that the ceramic parts are not damaged in the process.

Solution: Based on its lifting height of 1600 mm, which can be covered in 46 seconds both when lifting and lowering, the hydraulic loading processes lifting table presents the perfect solution for this application. The IP54-rated table is designed for 10 load cycles per hour (up/down) in one-shift operation and for temperatures ranging from 0 to 40 °C. With a footprint of 2800 mm x 2400 mm, it is used for handling heavy loads up to 4000 kg. It can simultaneously handle four pallets with a loading weight of one tonne each. It also meets the requirements of DIN EN 1570-1 and, accordingly, the safety requirements exacted on lifting tables, which stop at up to two fixed positions. With its scissor design, it reliably holds the load in position, thereby ensuring the safety at all times of the persons who load the table via the short side

Once loaded, the lifting table is lowered by manual control to the height of the shipping area. For this purpose, besides the 24 V electric controls in the surface-mounted switch box, a second control element with a key lock and integral emergency-off protection circuit is installed directly on the table railing, whose platform is highly slip-resistant being made from checker plate. Gentle transport is ensured by a constant flow valve, which allows the table to be lowered evenly and smoothly. This in turn ensures that the ceramic objects reach the shipping area completely unscathed, avoiding all chips and invisible microscopic cracks. Safety contact strips reliably prevent crushing or shearing hazards when the table is retracted. Side railings, a portal at the rolling shutter gate, an anti-roll-off device for the pallets plus maintenance supports, pressure control and pipe rupture valves go to complete the package of safety components. Maintenance work can be performed highly ergonomically via a hatch in the platform.




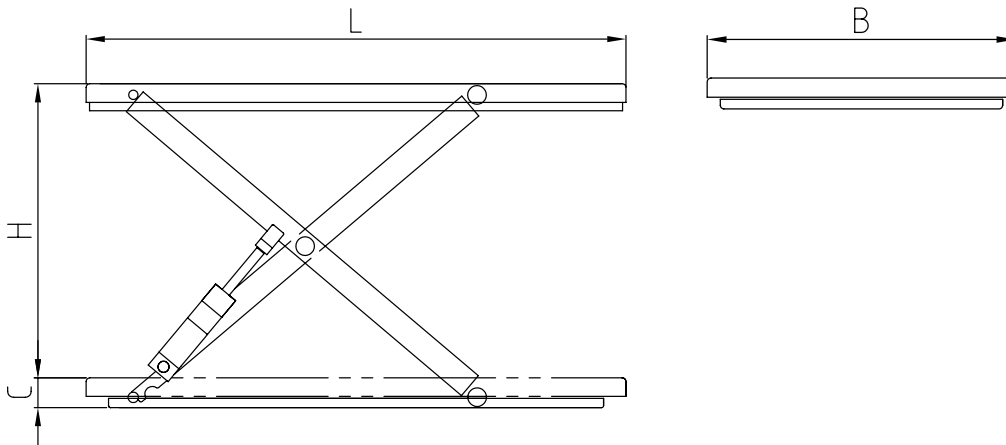
Handling lifting table HTH

Special features

- Carrying loads 500 – 3000 kg
- Lifting heights up to 820 mm
- Shearing in construction for evenly distributed loads
- Smooth steel sheet platform
- Control between the shears – operation by suspended button

Technical Data

Model	Carrying load [kg]	Lifting height (H) [mm]	Platform (L x B) [mm]	Height (C) [mm]	Lifting time [sec.]	Motor output [kW]	Weight approx. [kg]
HTH 5 - 820	500	820	1300 x 800	190	15.0	0.75	160
HTH 10 - 820	1000	820	1300 x 800	190	25.0	0.75	220
HTH 20 - 820	2000	820	1300 x 800	190	40.0	0.75	280
HTH 30 - 800	3000	800	1300 x 800	220	26.0	1.5	320



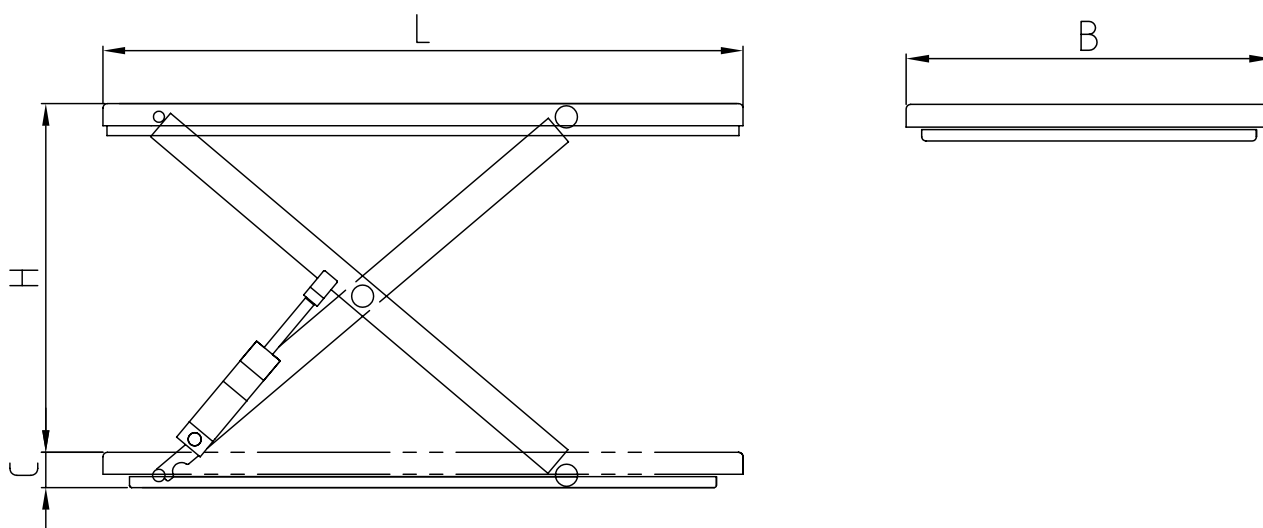
Handling lifting table HTP

Special features

- Carrying loads 500 – 2000 kg
- Lifting heights 800 – 1250 mm
- Shearing in construction for evenly distributed loads
- Smooth steel sheet platform
- Platform change possible
- Control between the shears – operation by suspended button
- Comprehensive accessories range

Technical Data (Part 1)


Model	Carrying load [kg]	Lifting height (H) [mm]	Platform (L x B) [mm]	Height (C) [mm]	Lifting time [sec.]	Motor output [kW]	Weight approx. [kg]
HTP 5 - 800-X13	500	800	1250 x 800	210	26	0.75	205
HTP 5 - 800-X15	500	800	1450 x 800	210	26	0.75	214
HTP 5 - 800-021	500	800	1250 x 1000	200	16	0.75	210
HTP 5 - 800-023	500	800	1450 x 1000	200	16	0.75	219
HTP 5 - 1000-X13	500	1000	1500 x 800	220	16	0.75	230
HTP 10 - 800-009	1000	800	1250 x 800	210	26	0.75	205
HTP 10 - 800-011	1000	800	1450 x 800	210	26	0.75	214
HTP 10 - 800-017	1000	800	1250 x 1000	210	26	0.75	240
HTP 10 - 800-019	1000	800	1450 x 1000	210	26	0.75	250
HTP 10 - 1000-015	1000	1000	1700 x 800	220	30	0.75	235
HTP 10 - 1000-021	1000	1000	1500 x 1000	220	30	0.75	257
HTP 10 - 1000-023	1000	1000	1700 x 1000	220	30	0.75	265
HTP 10 - 1000-029	1000	1000	1500 x 1200	220	30	0.75	275
HTP 10 - 1000-031	1000	1000	1700 x 1200	220	30	0.75	285



Handling lifting table HTP

Technical Data (Part 2)

Model	Carrying load [kg]	Lifting height (H) [mm]	Platform (L x B) [mm]	Height (C) [mm]	Lifting time [sec.]	Motor output [kW]	Weight approx. [kg]
HTP 20 - 800-017	2000	800	1350 x 1000	250	25	1.5	325
HTP 20 - 800-019	2000	800	1500 x 1000	250	25	1.5	335
HTP 20 - 800-025	2000	800	1350 x 1200	250	25	1.5	340
HTP 20 - 800-027	2000	800	1500 x 1200	250	25	1.5	350
HTP 20 - 1250-017	2000	1250	1800 x 1000	270	30	1.5	390
HTP 20 - 1250-019	2000	1250	2000 x 1000	270	30	1.5	395
HTP 20 - 1250-025	2000	1250	1800 x 1200	270	30	1.5	410
HTP 20 - 1250-027	2000	1250	2000 x 1200	270	30	1.5	420



Industrial plant lifting table

HTPA

Special features

- Carrying loads 1000 - 6000 kg
- Lifting heights 800 – 2000 mm
- Individual customer solutions
- Smooth steel sheet platform with maintenance hatch
- Higher cycle times possible
- With upper, adjustable limit switch
- Comprehensive accessories range

Technical Data (Part 1)

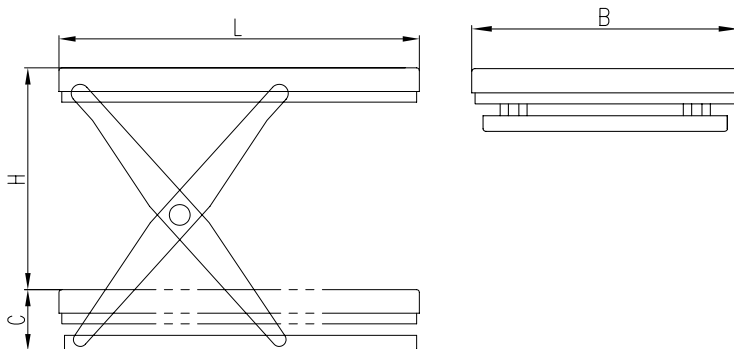
Model	Carrying load [kg]	Lifting height (H) [mm]	Platform (L x B) [mm]	Height (C) [mm]	Lifting time [sec.]	Motor output [kW]	Weight approx. [kg]
P 10080-011	1000	800	1500 x 1000	250	25	0.75	338
P 10110-009	1000	1100	1700 x 1000	270	20	1.5	406
P 10110-013	1000	1100	2000 x 1000	270	20	1.5	445
P 10130-009	1000	1300	2000 x 1000	270	30	1.5	534
P 10160-013	1000	1600	2250 x 1000	320	30	1.5	521
P 10130-011	1000	1300	2500 x 1000	270	30	1.5	602
P 10160-021	1000	1600	2500 x 1200	320	30	1.5	604
P 20080-009	2000	800	1500 x 1000	250	30	1.5	354
P 20080-017	2000	800	1500 x 1500	250	30	1.5	473
P 20130-005	2000	1300	2000 x 1000	270	45	1.5	510
P 20130-011	2000	1300	2500 x 1200	270	45	1.5	586
P 20130-017	2000	1300	2500 x 1400	270	45	1.5	620
P 20130-031	2000	1300	2500 x 2000	270	45	1.5	830
P 20160-009	2000	1600	2250 x 1000	320	28	3.0	635
P 20160-015	2000	1600	2500 x 1200	320	28	3.0	645
P 20160-045	2000	1600	2500 x 2000	320	33	3.0	865
P 20200-019	2000	2000	3000 x 1500	370	45	3.0	1145
P 30080-007	3000	800	1550 x 1000	260	20	3.0	390
P 30080-013	3000	800	1550 x 1400	260	20	3.0	466
P 30130-007	3000	1300	2000 x 1200	320	30	3.0	705
P 30130-015	3000	1300	2500 x 1400	320	30	3.0	815
P 30130-023	3000	1300	2000 x 2000	320	30	3.0	990
P 30130-025	3000	1300	2500 x 2000	320	30	3.0	1030
P 30160-011	3000	1600	2250 x 1200	320	40	3.0	760
P 30160-021	3000	1600	2500 x 1500	320	40	3.0	870
P 30160-029	3000	1600	3000 x 1600	320	40	3.0	930
P 30180-015	3000	1800	3500 x 1200	340	45	3.0	1295
P 30180-041	3000	1800	3000 x 2000	340	45	3.0	1250
P 40200-011	4000	2000	3000 x 1500	410	45	5.5	1390
P 40200-031	4000	2000	3200 x 2000	410	45	5.5	1656
P 40200-041	4000	2000	3200 x 2400	410	45	5.5	1840

Industrial plant lifting table HTPA

Technical Data (Part 2)

Model	Carrying load [kg]	Lifting height (H) [mm]	Platform (L x B) [mm]	Height (C) [mm]	Lifting time [sec.]	Motor output [kW]	Weight approx. [kg]
P 50110-005	5000	1100	2000 x 1250	380	30	5.5	978
P 50140-007	5000	1400	2500 x 1250	380	30	5.5	1054
P 50140-027	5000	1400	2500 x 2000	380	30	5.5	1314
P 50160-005	5000	1600	2400 x 1250	380	32	5.5	1098
P 50160-013	5000	1600	3000 x 1500	380	32	5.5	1200
P 50160-025	5000	1600	3000 x 2000	380	32	5.5	1490
P 60145-005	6000	1450	2500 x 1250	440	38	5.5	1200
P 60180-015	6000	1800	3000 x 1500	460	45	5.5	1480
P 60180-023	6000	1800	3000 x 2000	460	45	5.5	1675
P 60180-025	6000	1800	3500 x 2000	460	45	5.5	1780

Further options, e.g. higher lifting loads, different platform sizes on request



Lifting table

Application

Application example of our plant lifting table:

Task: Comfortable ergonomic working with variable assembly situations in production.

Solution: In the production of its systems, it is therefore highly important for Hansa Ventilatoren- und Maschinenbau Neumann GmbH that the technicians can assume a comfortable position when working on the large industrial plant housings. This involves adjusting the work pieces variably in line with the assembly situation – as is possible with the industrial plant lifting table from Pfaff-silberblau. At the press of a button, the lifting table scissors raise the platform along with the semi-finished system progressively to the required height. For Hansa, the plant lifting table is designed for a maximum load of 2 tons, which can be lifted with uniform load distribution in less than one minute by up to 1600 mm. For particularly long work pieces, two tables next to each other are used – whereby the specially adapted control ensures the synchronized and as such safe adjustment of both lifting tables along with their load to an ergonomic working height.

The platforms of the plant lifting tables from Pfaff-silberblau are made from smooth, 6 mm thick steel plate and, in accordance with the specifications from Hansa, measure 2750 mm long and 1500 mm wide. The tables themselves measure 300 mm high but can be lowered down level with the floor to permit user-friendly loading. At the same time, a safety contact-rail beneath the platform reliably ensures that the table cannot be lowered if, for example, an employee is standing with their foot either too close to or even over the edge of the pit. Further safety features of the industrial plant lifting tables include the pipe rupture valves and maintenance supports, which even in the unlikely event of a material failure, reliably hold up the load.

At Hansa Ventilatoren- und Maschinenbau Neumann, the production managers see the safety criteria as being met in full thanks to the lifting tables from Pfaff-silberblau. What the employees working in production and assembly appreciate the most however is the main functionality of the tables - namely the convenient lifting of the heavy work pieces to a comfortable working height that does not strain their back.



Image resource: Hansa Ventilatoren- und Maschinenbau Neumann GmbH

Loading process lifting table HTPL

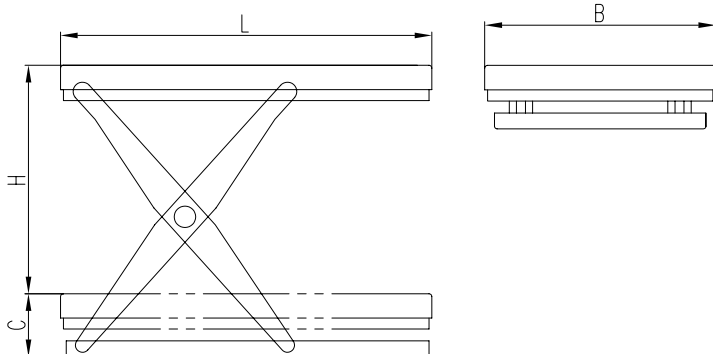
Special features

- Carrying loads 2000 – 6000 kg
- Lifting heights 1100 – 1600 mm
- Shearing in construction for evenly distributed loads
- Overrun capacity by reinforced platform (up to axle load 3 tons)
- Platform of bulb plate with maintenance hatch
- Reinforced basic frame
- Control in separate control cabinet including operating elements
- With upper, adjustable limit switch
- Individual adjustment for use outdoors
- Diverse accessories range

Technical Data





















Model	Carrying load [kg]	Lifting height (H) [mm]	Platform (L x B) [mm]	Height (C) [mm]	Lifting time [sec.]	Motor output [kW]	Weight approx. [kg]
PL 20110-011	2000	1100	2250 x 1200	290	35	1.5	630
PL 20110-019	2000	1100	2000 x 1600	290	35	1.5	720
PL 20130-013	2000	1300	2500 x 1200	290	25	3.0	755
PL 20130-023	2000	1300	2500 x 1600	290	25	3.0	890
PL 20160-013	2000	1600	3000 x 1200	340	28	3.0	870
PL 20160-019	2000	1600	3000 x 1500	340	33	3.0	950
PL 20160-031	2000	1600	3000 x 2000	340	33	3.0	1150
PL 30110-007	3000	1100	2250 x 1200	320	25	3.0	860
PL 30110-017	3000	1100	2250 x 1600	320	25	3.0	910
PL 30130-015	3000	1300	2500 x 1400	320	30	3.0	880
PL 30130-035	3000	1300	2500 x 2000	320	30	3.0	1110
PL 30160-011	3000	1600	3000 x 1400	320	40	3.0	1115
PL 30160-049	3000	1600	3200 x 2400	320	40	3.0	1560
PL 50140-005	5000	1400	2200 x 1250	380	30	5.5	1047
PL 50140-021	5000	1400	2500 x 1600	380	30	5.5	1305
PL 60160-007	6000	1600	3000 x 1250	460	40	5.5	1470
PL 60180-013	6000	1600	3000 x 1500	460	40	5.5	1540
PL 60180-030	6000	1600	3000 x 2000	460	40	5.5	1790
PL 60180-045	6000	1600	3500 x 2400	460	40	5.5	2170

Further options, e.g. higher lifting loads, other platform sizes on request.
Optionally with reinforced platform for axle loads up to 10 tons.










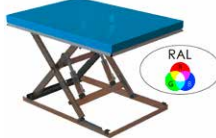
Lifting tables


Options

Series		HTP	HTPA	HTPL
	Railing protects the staff traveling along against falling <ul style="list-style-type: none"> Available for the long and the narrow sides Screwed or pluggable Operating point at the railing possible 		•	•
				
	Underrun protection <ul style="list-style-type: none"> Closes the open space under the platform Necessary when open sides cannot be viewed by the operator Design as PVC-roller shutter or bellows 		•	•
				
	Safety portal <ul style="list-style-type: none"> Effective protection against people falling from building ramps 		•	•
				
	Safety door <ul style="list-style-type: none"> Protects the staff traveling along against falling Electrically lockable (lifting table moves only with the door closed) 		•	•
				
	Overloading flap <ul style="list-style-type: none"> Level compensation between truck and ramp Multiply divided 		•	•
				
	Automatic unrolling protection <ul style="list-style-type: none"> Automatic protection against accidental unrolling 		•	•
				
	Bulb plate <ul style="list-style-type: none"> Slip-inhibiting platform support 		•	•
				
	Electrical equipment: e.g. Wall switch, foot switch, etc.	•	•	•
				
	Drive-over capability <ul style="list-style-type: none"> Max. 5 t wheel load Max. 10 t axle load 			•
				
	Turnable platform <ul style="list-style-type: none"> As plate or platter Endlessly rotatable 360 ° Rotatable in both directions 		•	
				

Lifting tables

Options

Series		HTP	HTPA	HTPL
Anti-tilt device at the top <ul style="list-style-type: none"> Prevents uncontrolled lifting of the platform or scissors Safety so that persons can enter the platform 			•	•
			•	•
Anti-tilt device at the bottom <ul style="list-style-type: none"> Prevents uncontrolled lifting of the platform or scissors Safety so that persons can enter the platform 			•	•
			•	•
Maintenance hatch <ul style="list-style-type: none"> Standard on HTPA and HTPL Allows access to the aggregate 			•	•
			•	•
Fixed limit <ul style="list-style-type: none"> Fixed limitation or roll-off protection 		•	•	•
		•	•	•
Chassis <ul style="list-style-type: none"> For moving the lift table in unloaded condition Track-bound or with two fixed and two swivel castors 		•		
		•		
Raised basic frame <ul style="list-style-type: none"> For transport of the lift table by means of pallet truck or forklift truck 		•	•	•
		•	•	•
Platform extension <ul style="list-style-type: none"> Customization of the platform 		•	•	•
		•	•	•
Special coating <ul style="list-style-type: none"> Customized according to RAL 			•	•
			•	•
Design for the outdoor area			•	•



Lifting tables

Special solutions



HTPA-D

- Double scissor lifting table
- 500 – 1000 kg
- Lifting heights 1600 – 2000 mm




HTPA-T

- Tandem scissor lifting table
- 1000 – 6000 kg
- Lifting heights 800 – 1600 mm



Special lifting tables

E.g. lifting table with bellows and railing



Special lifting table

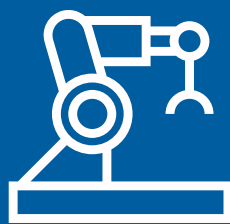
with raised base frame and tipping platform

BONDY

INDUSTRIAL EQUIPMENT SUPPLIER



Transmission



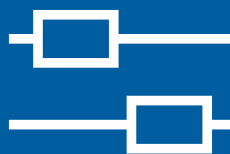
Handling



Motor & Gear



Vacuum Conveying



Linear



Support

See our products and solutions at

www.bondy.dk

For ordering and questions call (+45) 70 15 14 14