2-4-18 Dimensions for MGN/MGW Series

(1) MGN-C / MGN-H

MGN7, MGN9, MGN12

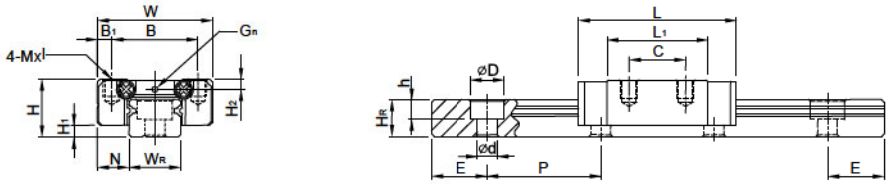

MGN15

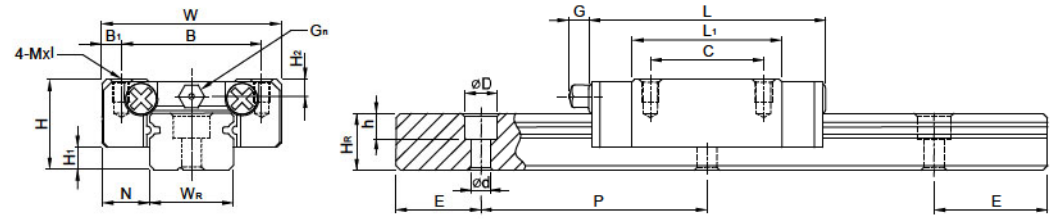

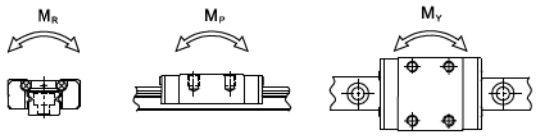

Model No.	Dimensions of Assembly (mm)			Dimensions of Block (mm)										Dimensions of Rail (mm)							Mounting Bolt for Rail	Basic Dynamic Load Rating	Basic Static Load Rating	Static Rated Moment			Weight	
	H	H_1	N	W	B	B_1	C	L_1	L	G	G_n	Mxl	H_2	W_R	H_R	D	h	d	P	E	(mm)	C(kN)	C_0 (kN)	M_R N-m	M_P N-m	M_Y N-m	Block kg	Rail kg/m
MGN 7C	8	1.5	5	17	12	2.5	8	13.5	22.5	-	Ø1.2	M2x2.5	1.5	7	4.8	4.2	2.3	2.4	15	5	M2x6	0.98	1.24	4.70	2.84	2.84	0.010	0.22
MGN 7H							13	21.8	30.8													1.37	1.96	7.64	4.80	4.80	0.015	
MGN 9C	10	2	5.5	20	15	2.5	10	18.9	28.9	-	Ø1.4	M3x3	1.8	9	6.5	6	3.5	3.5	20	7.5	M3x8	1.86	2.55	11.76	7.35	7.35	0.016	0.38
MGN 9H							16	29.9	39.9													2.55	4.02	19.60	18.62	18.62	0.026	
MGN 12C	13	3	7.5	27	20	3.5	15	21.7	34.7	-	Ø2	M3x3.5	2.5	12	8	6	4.5	3.5	25	10	M3x8	2.84	3.92	25.48	13.72	13.72	0.034	0.65
MGN 12H							20	32.4	45.4													3.72	5.88	38.22	36.26	36.26	0.054	
MGN 15C	16	4	8.5	32	25	3.5	20	26.7	42.1	4.5	M3	M3x4	3	15	10	6	4.5	3.5	40	15	M3x10	4.61	5.59	45.08	21.56	21.56	0.059	1.06
MGN 15H							25	43.4	58.8													6.37	9.11	73.50	57.82	57.82	0.092	

Note : 1 kgf = 9.81 N